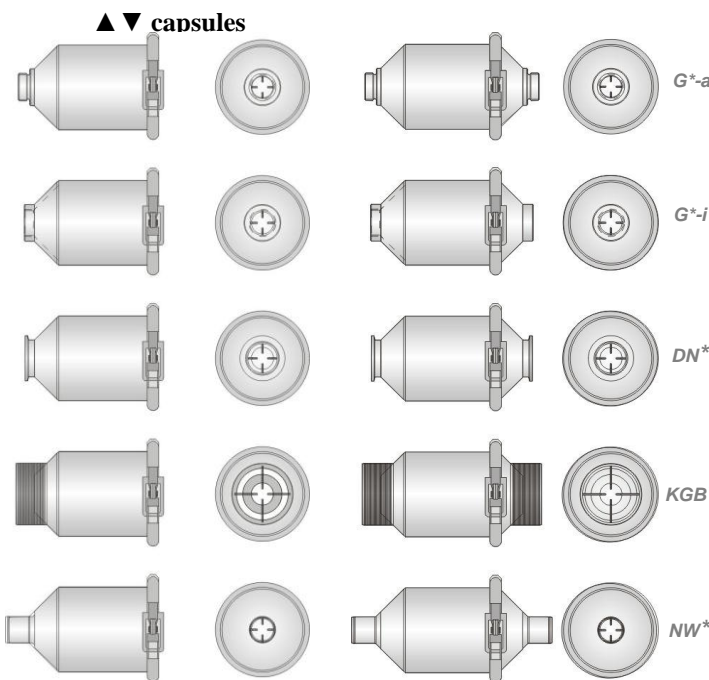
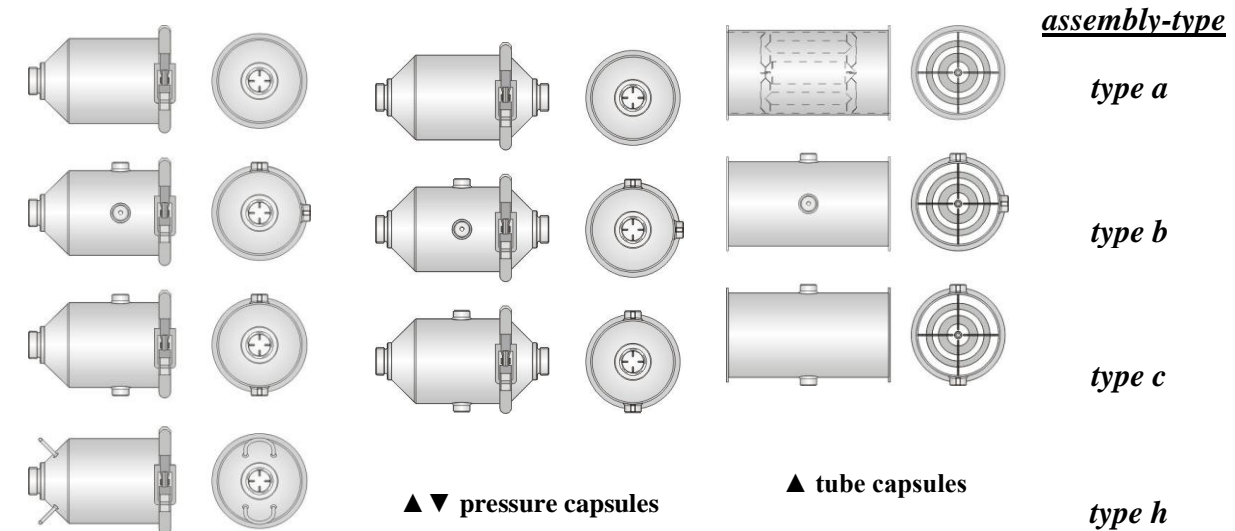
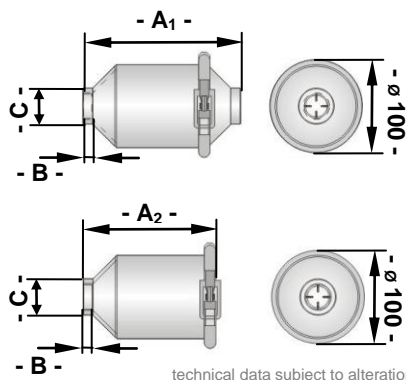


Magnetic Filter MF-DN100x110-*

Capsule-types, port- and assembly-options



Dimensions				
	port -C-	pressure-capsules		capsules
		assembly length -A1-	port-length -B-	unit-length -A2-
D/Kx- MF1011-	G*-a			
	G 3/4	191	14	167
	G 1	183	14	163
	G 1 1/2	171	20	157
	G 2	161	25	152
D/Kx- MF1011-	G*-i			
	G 3/4	202	10.5	172.5
	G 1	197	11	170
	G 1 1/2	197	18	170
	G 2	192	23	167.5
D/Kx- MF1011-	DN*			
	DN25	205	--	174
	DN40	195	--	169
	DN50	185	--	164
	DN63	185	--	164
D/Kx- MF1011-	KGB*			
	KGB070	140	38.5	145
	KGB100	132	42.5	141
D/Kx- MF1011-	NW*			
	NW19	199	18	171
	NW26	193	22	168
	NW32	187	28	164
	NW39	179	34	161
	NW52	167	45	155
definition example	Dx-MF1011-G1-a			
„x“ replaces assembly type	type a, b, or c			type a, b, c or h
definition example	Dx-MF1011-G1-a			Kx-MF1011-G1-a



technical data subject to alterations

Capsule-models, available ports and assembly-options				
		capsules	pressure-capsules	tube-capsules
Whitworth-tube-thread outer	G*-a	G 3/4, G 1, G 1 1/2, G 2		no
Whitworth-tube-thread inner	G*-i	G 3/4, G 1, G 1 1/2, G 2		no
standard-KF-ports	DN*	DN25, DN40, DN50, DN63		JC-DN100
port for PE-tubes	KGB*	KGB 070, KGB 100		no
pipe-fitting	NW*	NW19, NW26, NW32,		no
without assembly-flanges	type a		yes	
2 flanges D20-M6 x 90°	type b		yes	
2 flanges D20-M6 x 180°	type c		yes	
2 hanger-loops x 180°	type h	yes		no