


pipe switch RW*-A

for aero-dynamic systems

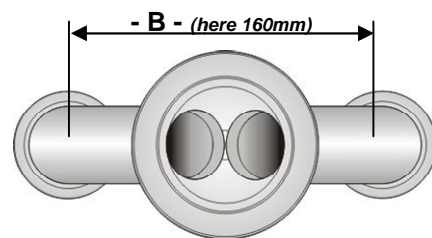
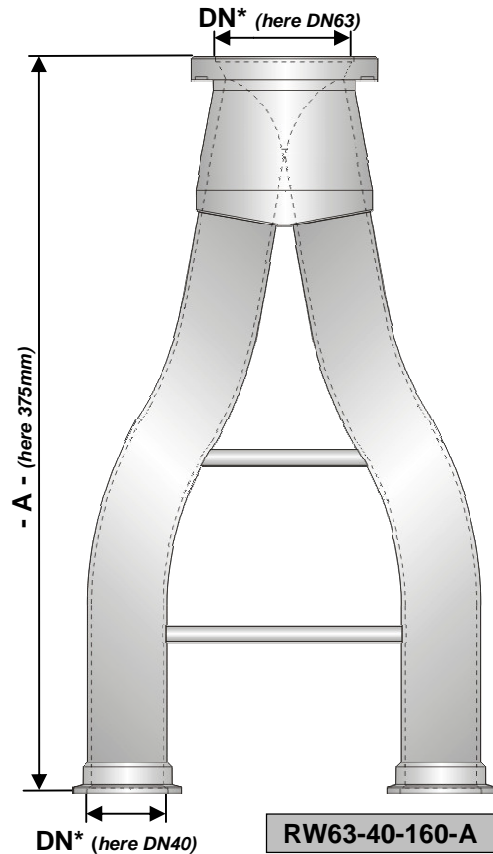
Application

transfer of powder material and granules in continuous / semi-continuous processing in aero-dynamic system:

- standard-KF-ports
- large bend-radia



RW40-16-67-A



Dimensions

unit size RW*-A	40-16	40-25	50-40	63-40	63-50	100-63
for Simoloyer	CM01	CM08	CM08/20	CM20	CM100	CM400
large flange	DN40	DN40	DN50	DN63	DN63	DN100
small flanges	DN16	DN25	DN40	DN40	DN50	DN63
unit length -A- [mm]	250	275	300/350	375	500	650
switch width -B- [mm]	67	110	110/160	160	300	450
deviation -C- [mm]	2x 5°	2x 10°	2x 15°	2x 10°	2x 15°	2x 15°
net weight [kg]	0.8 kg	1.4 kg	1.8 kg	1.9 kg	6.8 kg	10.5 kg
ports	standard-KF					
material	stainless steel 1.4301					
definition example	pipe switch RW50-40-160-A					

technical data subject to alterations